

Research

There are several things to think about **BEFORE** you start researching:

1. What is the final product?
2. You should, at Yr 6, be using headings.
3. Use visual aids: pictures, diagrams, photos, etc.
4. Use references – write down where the information is from.

Questions

These direct / guide the research.

There is a 5, 7, 10 Rule based on how confident you are about research, topics and yourself.

Think of 5, 7 or 10 questions based on your topic:

Reword the questions into small, simple headings.

Example: “What do whales eat” becomes “Food”.

If you want to see some headings, look at Report on the class web-page.

References

All the books, magazines, encyclopaedias, etc you went to and actually used information from.

If you read it and don't use it then don't write it down.

Example:

- www.seaanimals.com
- "My Place in Space" by Adrian Parsons

You can either:

- Print info off the Internet.
- Copy pages from a book.

Most of the info needed will be in the first 2 sentences of each paragraph – that's how encyclopaedias etc work.

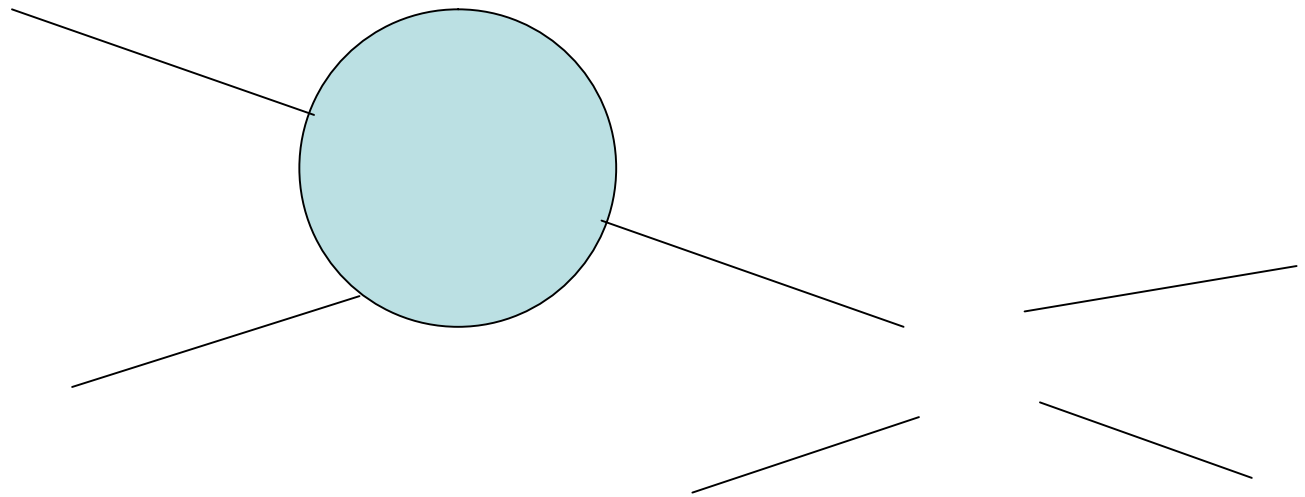
Highlight the first 2 sentences and then read just these sentences. Underline the important words.

How to record notes:

Question:	
Words	Sentences


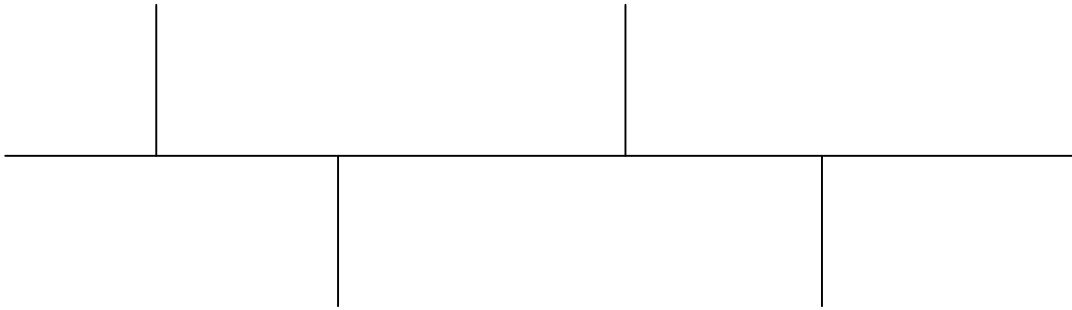
You can also use:

- Brainstorm
- Mind Map

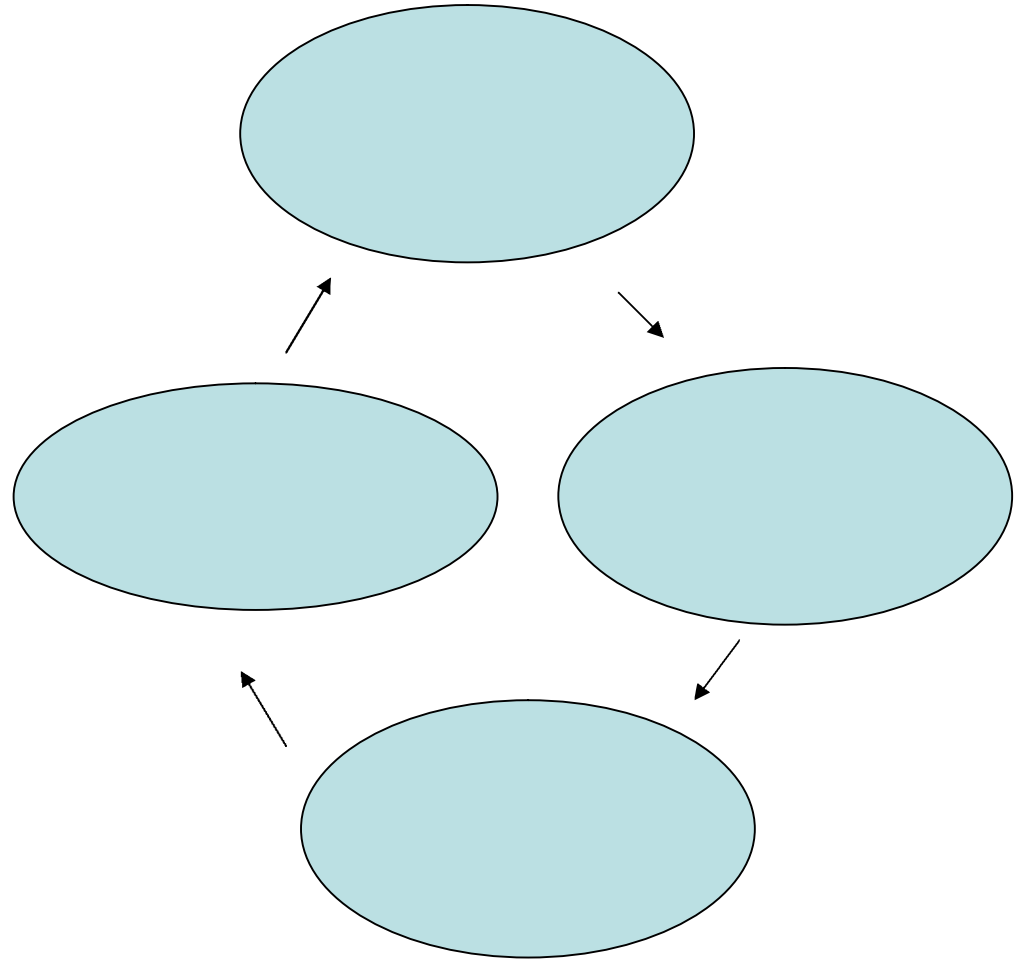


Chain

Timeline



Cycle
T Chart



PMI
 KWL
 Persuasion Chart
 Who, what, where...

Plus	Minus	Interest

Topic and Intro:	
Argument For	1
	2
	3
Argument Against	1
	2
	3
Your Opinion:	

What I know	What I want to Know	What I learned

Sometimes you only use one side of the Argument.

Who	
What	
Where	
When	
How	
Why	

If you use Word – Sentence you don't need a draft.

You will need to still edit your work etc.

Use jargon words. If you want to talk about animals of the sea, call their fat blubber.

Again, most information will be in first 2 sentences of the paragraphs you are reading.

Do not use words you don't know.

You still need to follow the Writing Cycle:

Ideas (questions).

Plan (what will it look like).

Draft (research notes to sentences and then sketches).

Edits (own then another person).

Publish.

Illustrate (labels).